

Income Fund

INSTITUTIONAL CLASS ACCUMULATION AND INCOME SHARES

Fund Description

The Income Fund is a portfolio that is actively managed and utilizes a broad range of fixed income securities that seek to produce an attractive level of income with a secondary goal of capital appreciation.

Potential Investor Benefits

This fund seeks to meet the needs of investors who are targeting a competitive and consistent level of income without compromising total return. The fund aims to achieve this by employing PIMCO's best income-generating ideas across global fixed income sectors with an explicit mandate on risk-factor diversification. The fund offers daily liquidity.

Potential Fund Advantage

The fund taps into multiple areas of the global bond market, and employs PIMCO's vast analytical capabilities and sector expertise to help temper the risks of high income investing. This approach seeks to provide consistent income over the long term.

Risk and Reward profile

Credit and Default Risk: A decline in the financial health of an issuer of a fixed income security can lead to an inability or unwillingness to repay a loan or meet a contractual obligation. This could cause the value of its bonds to fall or become worthless. Funds with high exposures to non-investment grade securities have a higher exposure to this risk. **Currency Risk:** Changes in exchange rates may cause the value of investments to decrease or increase. **Derivatives and Counterparty Risk:** The use of certain derivatives could result in the fund having a greater or more volatile exposure to the underlying assets and an increased exposure to counterparty risk. This may expose the fund to larger gains or losses associated with market movements or in relation to a trade counterparty being unable to meet its obligations. **Emerging Markets Risk:** Emerging markets, and especially frontier markets, generally carry greater political, legal, counterparty and operational risk. Investments in these markets may expose the fund to larger gains or losses. **Liquidity Risk:** Difficult market conditions could result in certain securities becoming hard to sell at a desired time and price. **Interest Rate Risk:** Changes in interest rates will usually result in the values of bond and other debt instruments moving in the opposite direction (e.g. a rise in interest rates likely leads to fall in bond prices). **Mortgage Related and Other Asset Backed Securities Risks:** Mortgage or asset backed securities are subject to similar risks as other fixed income securities, and may also be subject to prepayment risk and higher levels of credit and liquidity risk.

Morningstar Rating™ ★★★★★

Key Facts

	Accumulation	Income
Bloomberg Ticker	PIMINIA	PINCMII
ISIN	IE00B87KCF77	IE00B8JDQ960
Sedol	B87KCF7	B8JDQ96
CUSIP	G7113P361	G7112M427
Valoren	19931094	19762787
WKN	A1J7HG	A1J5ZC
Inception Date	30/11/2012	30/11/2012
Distribution	-	monthly
Unified Management Fee	0.55% p.a.	0.55% p.a.
Fund Type	UCITS	
Portfolio Manager	Dan Ivascyn, Alfred Murata, Joshua Anderson	
Total Net Assets	76.5 (USD in Billions)	
Fund Base Currency	USD	
Share Class Currency	USD	

ESG Category Article 6 Funds: Article 6 funds do not have sustainable investment as its objective, nor do they promote environmental and/or social characteristics. While such funds integrate sustainability risks into its investment policy (as further outlined in the Prospectus) and this integration process forms part of the investment level due diligence of the fund, ESG information is not the sole or primary consideration for any investment decision with respect to the fund. ESG capabilities information provided are for informational purposes only. As the Fund is actively managed and does not promote environmental or social characteristics, the climate related holdings are not static and may vary considerably overtime.

MANAGER

PIMCO Global Advisors (Ireland) Limited

INVESTMENT ADVISOR

PIMCO LLC

For questions regarding the PIMCO Funds: Global Investors Series plc, please call +353 1 7769990. Retail investors should contact their Financial intermediary.

pimco.com

Past performance does not predict future results.

Performance (Net of Fees)

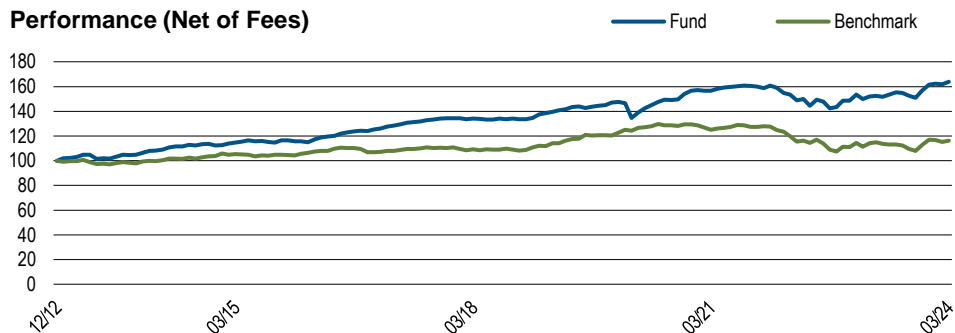


Chart shows performance from the first month-end, rebased to 100, for the oldest share class.

Source: PIMCO

Fund Statistics

Effective Duration (yrs)	3.44
Benchmark Duration (yrs)	6.21
Estimated Yield to Maturity (%) [Ⓔ]	6.82
Annualised Distribution Yield (%) [†]	6.12
Effective Maturity (yrs)	4.97

Past performance does not predict future results.

Performance (Net of Fees)	1 Mo.	3 Mos.	6 Mos.	1 Yr.	3 Yrs.	5 Yrs.	10 Yrs.	SI
Institutional, Acc (%)	1.34	1.52	7.40	7.86	1.54	3.26	4.24	5.02
Institutional, Inc (%)	1.26	1.45	7.34	7.83	1.54	3.24	4.24	5.02
Benchmark (%)	0.92	-0.78	5.99	1.70	-2.46	0.36	1.54	—

Past Performance is not a guarantee or reliable indicator of future results and no guarantee is being made that similar returns will be achieved in the future.

Past performance does not predict future results.

Performance (Net of Fees)	Mar'2019-Mar'2020	Mar'2020-Mar'2021	Mar'2021-Mar'2022	Mar'2022-Mar'2023	Mar'2023-Mar'2024
Institutional, Acc (%)	-3.50	16.20	-1.98	-0.98	7.86
Institutional, Inc (%)	-3.59	16.21	-2.03	-0.91	7.83
Benchmark (%)	8.93	0.71	-4.15	-4.78	1.70

The following information is additional to, and should be read only in conjunction with, the calendar year performance data presented below

Past performance does not predict future results.

Calendar Year (Net of Fees)	2014	2015	2016	2017	2018	2019	2020	2021	2022	2023	YTD
Institutional, Acc (%)	7.28	2.93	8.30	7.36	0.21	9.15	6.53	2.58	-7.49	8.61	1.52
Institutional, Inc (%)	7.20	2.94	8.37	7.36	0.21	9.11	6.52	2.60	-7.52	8.66	1.45
Benchmark (%)	5.97	0.55	2.65	3.54	0.01	8.72	7.51	-1.54	-13.01	5.53	-0.78

Current MIFID legislation prevents us from reporting performance data for funds with less than a 12 month track record.

The benchmark is the Bloomberg U.S. Aggregate Index

All periods longer than one year are annualised. SI is the performance since inception.

ABOUT THE BENCHMARK

The fund is considered to be actively managed in reference to the below benchmark as further outlined in the prospectus and key investor information document / key information document.

Bloomberg U.S. Aggregate Index represents securities that are SEC-registered, taxable, and dollar denominated. The index covers the U.S. investment grade fixed rate bond market, with index components for government and corporate securities, mortgage pass-through securities, and asset-backed securities. These major sectors are subdivided into more specific indices that are calculated and reported on a regular basis. It is not possible to invest directly in an unmanaged index.

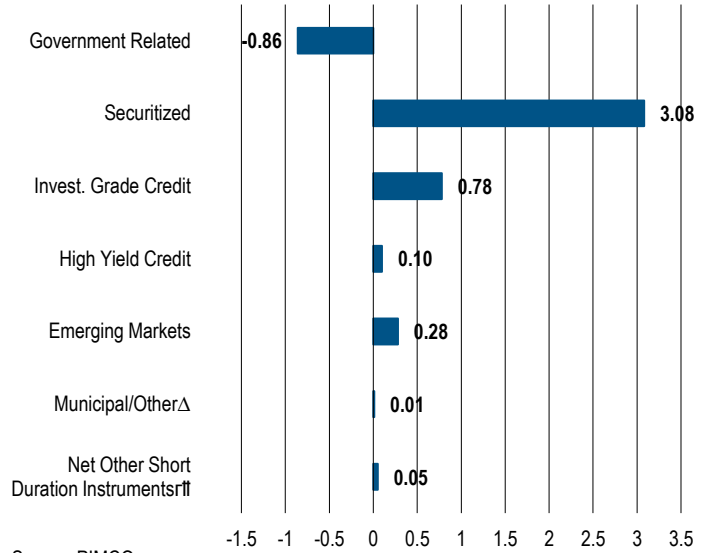
Unless otherwise stated in the prospectus or in the relevant key investor information document/ key information document, the Fund is not managed against a particular benchmark or index, and any reference to a particular benchmark or index in this factsheet is made solely for risk or performance comparison purposes.[‡]

Top 10 Holdings (%MV)*

FNMA TBA 6.0% JAN 30YR	7.0
FNMA TBA 5.5% JAN 30YR	5.3
FNMA TBA 6.5% FEB 30YR	4.7
FNMA TBA 5.0% JAN 30YR	4.2
FNMA TBA 3.5% FEB 30YR	3.8
FNMA TBA 5.0% FEB 30YR	3.2
FNMA TBA 4.5% FEB 30YR	3.1
FNMA TBA 6.0% FEB 30YR	2.6
FNMA TBA 5.5% FEB 30YR	2.5
BNP PARIBAS ISSUANCE BV SR SEC **ABS**	2.3

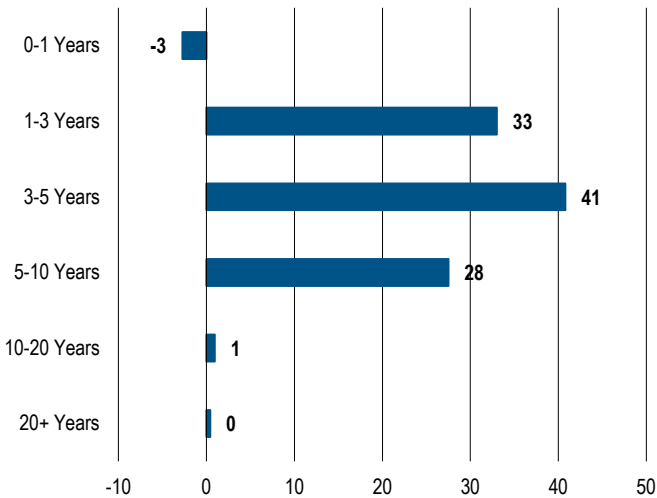
*Top 10 holdings as of 31/12/2023, excluding derivatives.
Source: PIMCO

Sector Allocation (Duration in Years)



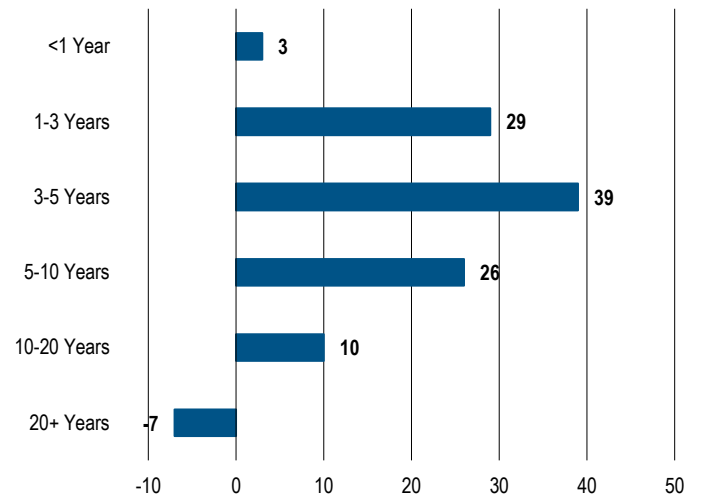
Source: PIMCO

Maturity (%MV)



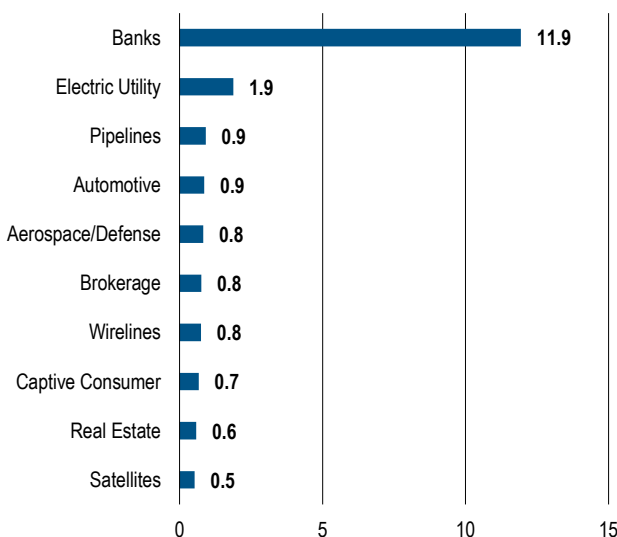
Source: PIMCO

Duration (%DWE)



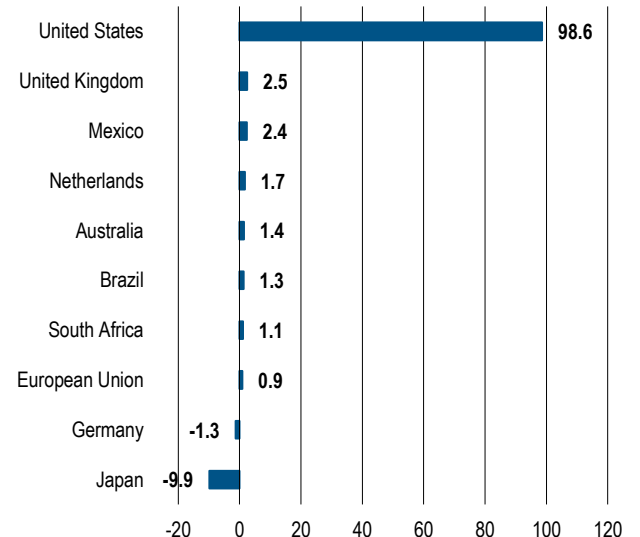
Source: PIMCO

Top 10 Industries (%MV)



Source: PIMCO

Top 10 Countries by Contribution to Total Duration (% DWE)



Countries are categorized by currency of settlement. EMU-member countries reflect the country of exposure for EUR-denominated securities. Europe represents European Union instruments that cannot be separated by specific country.
Source: PIMCO

©PIMCO calculates a Fund's Estimated Yield to Maturity by averaging the yield to maturity of each security held in the Fund on a market weighted basis. PIMCO sources each security's yield to maturity from PIMCO's Portfolio Analytics database. When not available in PIMCO's Portfolio Analytics database, PIMCO sources the security's yield to maturity from Bloomberg. When not available in either database, PIMCO will assign a yield to maturity for that security from a PIMCO matrix based on prior data. The source data used in such circumstances is a static metric and PIMCO makes no representation as to the accuracy of the data for the purposes of calculating the Estimated Yield to Maturity. The Estimated Yield to Maturity is provided for illustrative purposes only and should not be relied upon as a primary basis for an investment decision and should not be interpreted as a guarantee or prediction of future performance of the Fund or the likely returns of any investment. Annualised Distribution Yield is as of last month ending 03/31/2024. Where permitted by the investment guidelines stated in the portfolios offering documents, "other" may include exposure to, convertibles, preferred, common stock, equity-related securities, and Yankee bonds. Net Other Short Duration Instruments includes securities and other instruments (except instruments tied to emerging markets by country of risk) with an effective duration less than one year and rated investment grade or higher or, if unrated, determined by PIMCO to be of comparable quality, commingled liquidity funds, uninvested cash, interest receivables, net unsettled trades, broker money, short duration derivatives and derivatives offsets. With respect to certain categories of short duration securities, the Adviser reserves the discretion to require a minimum credit rating higher than investment grade for inclusion in this category. Derivatives Offsets includes offsets associated with investments in futures, swaps and other derivatives. Such offsets may be taken at the notional value of the derivative position. Negative allocations may result from derivative positions and unsettled trades and does not imply the fund is short cash, is levered, or that the derivatives are not fully cash backed. Duration is the sensitivity of a fixed income security to a change in interest rates. The longer the duration of a fixed income security, the higher its sensitivity to interest rates. Duration Weighted Exposure (DWE%) is the percentage weight of each sector's contribution to the overall duration of the fund. Morningstar ratings are shown for funds with 4 or 5 star ratings only. Other share classes ratings are either lower or unavailable. A rating is not a recommendation to buy, sell or hold a fund. Copyright © 2024 Morningstar Ltd. All Rights Reserved. The information contained herein: (1) is proprietary to Morningstar and/or its content providers; (2) may not be copied or distributed; and (3) is not warranted to be accurate, complete or timely. Neither Morningstar nor its content providers are responsible for any damages or losses arising from any use of this information. Past performance is no guarantee of future results.

Crown Fund Rating: A rating is not a recommendation to buy, sell or hold a fund. Past performance is not an indicator of future results.

Marketing Communication: This is a marketing communication. This is not a contractually binding document and its issuance is not mandated under any law or regulation of the European Union or the United Kingdom. This marketing communication does not include sufficient detail to enable the recipient to make an informed investment decision. Please refer to the Prospectus of the UCITS and to the KIID/KID before making any final investment decisions.

For professional use only: The services and products described in this communication are only available to professional clients as defined in the MiFID II Directive 2014/65/EU Annex II Handbook and its implementation of local rules and as defined in the Financial Conduct Authority's Handbook. This communication is not a public offer and individual investors should not rely on this document. Opinion and estimates offered constitute our judgment and are subject to change without notice, as are statements of financial market trends, which are based on current market conditions. We believe the information provided here is reliable, but do not warrant its accuracy or completeness.

The information provided herein does not constitute an offer of the product incorporated in Ireland, in Switzerland pursuant to the Swiss Federal Law on Financial Services ("FinSA") and its implementing ordinance. This is solely an advertisement pursuant to FinSA and its implementing ordinance for the product. Swiss representative and paying agent: BNP PARIBAS, Paris, Zurich branch, Selnaustrasse 16, 8002 Zurich, Switzerland. The prospectus, articles of association, Key Information Document(s) and annual and semi-annual financial reports of the product may be obtained free of charge from the Swiss representative.

Additional Information/Documentation: A Prospectus is available for PIMCO Funds and UCITS Key Investor Information Documents (KIIDs) (for UK investors) and Packaged retail and insurance-based investment products (PRIIPS) key information document (KIDs) are available for each share class of each of the sub-funds of the Company. The Company's Prospectus can be obtained from www.fundinfo.com and is available in English, French, German, Italian, Portuguese and Spanish. The KIIDs and KIDs can be obtained from www.fundinfo.com and are available in one of the official languages of each of the EU Member States into which each sub-fund has been notified for marketing under the Directive 2009/65/EC (the UCITS Directive). In addition, a summary of investor rights is available from www.pimco.com. The summary is available in English. The sub-funds of the Company are currently notified for marketing into a number of EU Member States under the UCITS Directive. PIMCO Global Advisors (Ireland) Limited can terminate such notifications for any share class and/or sub-fund of the Company at any time using the process contained in Article 93a of the UCITS Directive.

PERFORMANCE AND FEES

Past performance is not a guarantee or a reliable indicator of future results. The "gross of fees" performance figures, if included, are presented before management fees and custodial fees, but do reflect commissions, other expenses and reinvestment of earnings. The "net of fees" performance figures reflect the deduction of ongoing charges. All periods longer than one year are annualized. Investments made by a Fund and the results achieved by a Fund are not expected to be the same as those made by any other PIMCO-advised Fund, including those with a similar name, investment objective or policies. A new or smaller Fund's performance may not represent how the Fund is expected to or may perform in the long-term. New Funds have limited operating histories for investors to evaluate and new and smaller Funds may not attract sufficient assets to achieve investment and trading efficiencies. A Fund may be forced to sell a comparatively large portion of its portfolio to meet significant shareholder redemptions for cash, or hold a comparatively large portion of its portfolio in cash due to significant share purchases for cash, in each case when the Fund otherwise would not seek to do so, which may adversely affect performance. Investments made by a Fund and the results achieved by a Fund are not expected to be the same as those made by any other PIMCO-advised Fund, including those with a similar name, investment objective or policies. A new or smaller Fund's performance may not represent how the Fund is expected to or may perform in the long-term. New Funds have limited operating histories for investors to evaluate and new and smaller Funds may not attract sufficient assets to achieve investment and trading efficiencies. A Fund may be forced to sell a comparatively large portion of its portfolio to meet significant shareholder redemptions for cash, or hold a comparatively large portion of its portfolio in cash due to significant share purchases for cash, in each case when the Fund otherwise would not seek to do so, which may adversely affect performance.

Outlook: Statements concerning financial market trends or portfolio strategies are based on current market conditions, which will fluctuate. There is no guarantee that these investment strategies will work under all market conditions or are appropriate for all investors and each investor should evaluate their ability to invest for the long term, especially during periods of downturn in the market. Outlook and strategies are subject to change without notice.

PIMCO GIS Funds: Global Investors Series plc is an umbrella type open-ended investment company with variable capital and is incorporated with limited liability under the laws of Ireland with registered number 276928. The information is not for use within any country or with respect to any person(s) where such use could constitute a violation of the applicable law. The information contained in this communication is intended to supplement information contained in the prospectus for this Fund and must be read in conjunction therewith. Investors should consider the investment objectives, risks, charges and expenses of these Funds carefully before investing. This and other information is contained in the Fund's prospectus. Please read the prospectus carefully before you invest or send money. Past performance is not a guarantee or a reliable indicator of future results and no guarantee is being made that similar returns will be achieved in the future. Returns are net of fees and other expenses and include reinvestment of dividends. The performance data represents past performance and investment return and principal value will fluctuate so that the PIMCO GIS Funds shares, when redeemed, may be worth more or less than the original cost. Potential differences in performance figures are due to rounding. The Fund may invest in non-U.S. or non-Eurozone securities which involves potentially higher risks including non-U.S. or non-Euro currency fluctuations and political or economic uncertainty. For informational purposes only. Please note that not all Funds are registered for sale in every jurisdiction. Please contact PIMCO Europe Ltd for more information. For additional information and/or a copy of the Fund's prospectus, please contact the Administrator: State Street Fund Services (Ireland) Limited, Telephone +353.1.776.0142, Fax +353.1.562.5517.

PIMCO Europe Ltd (Company No. 2604517, 11 Baker Street, London W1U 3AH, United Kingdom) is authorised and regulated by the Financial Conduct Authority (FCA) (12 Endeavour Square, London E20 1JN) in the UK. The services provided by **PIMCO Europe Ltd** are not available to retail investors, who should not rely on this communication but contact their financial adviser. **PIMCO Europe GmbH (Company No. 192083, Seidlstr. 24-24a, 80335 Munich, Germany)**, **PIMCO Europe GmbH Italian Branch (Company No. 10005170963, via Turati nn. 25/27 (angolo via Cavaliere n. 4), 20121 Milano, Italy)**, **PIMCO Europe GmbH Irish Branch (Company No. 909462, 57B Harcourt Street Dublin D02 F721, Ireland)**, **PIMCO Europe GmbH UK Branch (Company No. FC037712, 11 Baker Street, London W1U 3AH, UK)**, **PIMCO Europe GmbH Spanish Branch (N.I.F. W2765338E, Paseo de la Castellana 43, Oficina 05-111, 28046 Madrid, Spain)** and **PIMCO Europe GmbH French Branch (Company No. 918745621 R.C.S. Paris, 50-52 Boulevard Haussmann, 75009 Paris, France)** are authorised and regulated by the German Federal Financial Supervisory Authority (BaFin) (Marie-Curie-Str. 24-28, 60439 Frankfurt am Main) in Germany in accordance with Section 15 of the German Securities Institutions Act (WpIG). The Italian Branch, Irish Branch, UK Branch, Spanish Branch and French Branch are additionally supervised by: (1) Italian Branch: the Commissione Nazionale per le Società e la Borsa (CONSOB) (Giovanni Battista Martini, 3 - 00198 Rome) in accordance with Article 27 of the Italian Consolidated Financial Act; (2) Irish Branch: the Central Bank of Ireland (New Wapping Street, North Wall Quay, Dublin 1 D01 F7X3) in accordance with Regulation 43 of the European Union (Markets in Financial Instruments) Regulations 2017, as amended; (3) UK Branch: the Financial Conduct Authority (FCA) (12 Endeavour Square, London E20 1JN); (4) Spanish Branch: the Comisión Nacional del Mercado de Valores (CNMV) (Edison, 4, 28006 Madrid) in accordance with obligations stipulated in articles 168 and 203 to 224, as well as obligations contained in Title V, Section I of the Law on the Securities Market (LSM) and in articles 111, 114 and 117 of Royal Decree 217/2008, respectively and (5) French Branch: ACPR/Banque de France (4 Place de Budapest, CS 92459, 75436 Paris Cedex 09) in accordance with Art. 35 of Directive 2014/65/EU on markets in financial instruments and under the surveillance of ACPR and AMF. The services provided by PIMCO Europe GmbH are available only to professional clients as defined in Section 67 para. 2 German Securities Trading Act (WpHG). They are not available to individual investors, who should not rely on this communication. **PIMCO (Schweiz) GmbH (registered in Switzerland, Company No. CH-020.4.038.582-2, Brandschenkestrasse 41 Zurich 8002, Switzerland)**. The services provided by PIMCO (Schweiz) GmbH are not available to retail investors, who should not rely on this communication but contact their financial adviser.

No part of this publication may be reproduced in any form, or referred to in any other publication, without express written permission. PIMCO is a trademark of Allianz Asset Management of America LLC. in the United States and throughout the world. ©2024, PIMCO.